

School Year: **2019-20**

School Plan for Student Achievement (SPSA) Template

Instructions and requirements for completing the SPSA template may be found in the SPSA Template Instructions.

School Name	County-District-School (CDS) Code	Schoolsite Council (SSC) Approval Date	Local Board Approval Date
Colusa High School	06-61598-0631259	March 18, 2019	June 17, 2019

Purpose and Description

Briefly describe the purpose of this plan (Select from Schoolwide Program, Comprehensive Support and Improvement, Targeted Support and Improvement, or Additional Targeted Support and Improvement)

Schoolwide Program

Briefly describe the school's plan for effectively meeting the ESSA requirements in alignment with the Local Control and Accountability Plan and other federal, state, and local programs.

Colusa High School is committed to the idea that all students can learn and should have the opportunity to achieve academic, social emotional, and co-curricular success. We provide a safe, student-centered, high quality education for all students. Colusa High School believes that high expectations for behavior and attendance lead to higher achievement academically. We value cultural diversity, welcome community involvement, and build partnerships with local businesses and higher education institutions to promote diverse learning opportunities for our students.

Table of Contents

- SPSA Title Page 1
- Purpose and Description..... 1
- Table of Contents..... 2
- Comprehensive Needs Assessment Components 4
 - Data Analysis 4
 - Surveys 4
 - Classroom Observations..... 4
 - Analysis of Current Instructional Program..... 4
- Stakeholder Involvement 8
- Resource Inequities 8
- School and Student Performance Data 9
 - Student Enrollment..... 9
 - CAASPP Results..... 11
 - ELPAC Results 15
 - Student Population..... 18
 - Overall Performance 19
 - Academic Performance 20
 - Academic Engagement..... 27
 - Conditions & Climate..... 30
- Goals, Strategies, & Proposed Expenditures..... 32
 - Goal 1..... 32
 - Goal 2..... 35
 - Goal 3..... 38
 - Goal 4..... 41
 - Goal 5..... 42
- Budget Summary 43
 - Budget Summary 43
 - Other Federal, State, and Local Funds 43
- Budgeted Funds and Expenditures in this Plan 44
 - Funds Budgeted to the School by Funding Source..... 44
 - Expenditures by Funding Source 44
 - Expenditures by Budget Reference 44
 - Expenditures by Budget Reference and Funding Source 44
 - Expenditures by Goal..... 44
- School Site Council Membership 46
- Recommendations and Assurances 47

Instructions.....48
 Instructions: Linked Table of Contents.....48
 Purpose and Description.....49
 Stakeholder Involvement.....49
 Resource Inequities49
Goals, Strategies, Expenditures, & Annual Review50
 Annual Review51
 Budget Summary52
 Appendix A: Plan Requirements54
 Appendix B:.....57
 Appendix C: Select State and Federal Programs59

Comprehensive Needs Assessment Components

Data Analysis

Please refer to the School and Student Performance Data section where an analysis is provided.

Surveys

This section provides a description of surveys (i.e., Student, Parent, Teacher) used during the school-year, and a summary of results from the survey(s).

Colusa High School proctored the California Student Tobacco Survey and the California Healthy Kids Survey to its students in the 2019-20 school year. Staff members participated in the Colusa High School Needs Assessment Survey based upon State LCAP priorities and a Technology Survey to gauge interest in online curriculum. We also encourage students, staff, parents, and community members to participate in the Local Control Accountability Program survey through the district website.

Classroom Observations

This section provides a description of types and frequency of classroom observations conducted during the school-year and a summary of findings.

Classroom observations are conducted by the principal. Informal observations (Walk Through Visits) are organized weekly in order to assure visits to all classrooms by site administration.

Analysis of Current Instructional Program

The following statements are derived from the Elementary and Secondary Education Act (ESEA) of 1965 and Essential Program Components (EPCs). In conjunction with the needs assessments, these categories may be used to discuss and develop critical findings that characterize current instructional practice for numerically significant subgroups as well as individual students who are:

- Not meeting performance goals
- Meeting performance goals
- Exceeding performance goals

Discussion of each of these statements should result in succinct and focused findings based on verifiable facts. Avoid vague or general descriptions. Each successive school plan should examine the status of these findings and note progress made. Special consideration should be given to any practices, policies, or procedures found to be noncompliant through ongoing monitoring of categorical programs.

Standards, Assessment, and Accountability

Use of state and local assessments to modify instruction and improve student achievement (ESEA)

Instructors utilize a variety of sources, such as, benchmark assessments (midterms), SBAC scores, formal and informal assessments throughout the year.

Use of data to monitor student progress on curriculum-embedded assessments and modify instruction (EPC)

Teachers use classroom benchmark assessments to monitor and adjust instruction.

Staffing and Professional Development

Status of meeting requirements for highly qualified staff (ESEA)

All teachers meet the highly qualified teacher requirements of the No Child Left Behind (NCLB) Act.

Sufficiency of credentialed teachers and teacher professional development (e.g., access to instructional materials training on SBE-adopted instructional materials) (EPC)

Colusa High School has sufficient credentialed teachers and they have access to professional development opportunities. Teachers who do not meet the requirements for highly qualified are working toward classification through coursework, and they are being closely monitored by administration.

Alignment of staff development to content standards, assessed student performance, and professional needs (ESEA)

Implementation of common core standards, pacing guides, benchmark assessments assist in the structure of courses offered at CHS. Course descriptions are included in our counseling office course catalog, and course syllabus documents are communicated to students and parents at the start of the year. Training in math to support the new math curriculum is provided at the beginning of the school year. Our ELA department has attended the AP training to offer consistency and foundation to the department. AP teachers have all attended their respective conferences, and they are encouraged to attend additional conferences and training opportunities if available in our area. Our science department has participated in multiple Next Generation Science Standards workshops, and the assistant principal at Egling Middle School is a former science teacher who is extremely instrumental in the transition to NGSS.

Subject specific workshops are offered at our surrounding county offices of education including CTE workshops. Strong communication regarding workshops, training and conference opportunities has resulted in high attendance by our staff.

Vertical collaboration occurs between Egling Middle School and Colusa High School in departments assisting in bridging the achievement gaps as well as easing the transition to high school.

Schoolwide data is utilized to inform classroom instruction. Data from classroom assessments is monitored in department levels. Instruction is adjusted to increase student achievement. Increased utilization of our Illuminate Assessment System has benefited departments as the system offers immediate feedback to teachers and students.

Ongoing instructional assistance and support for teachers (e.g., use of content experts and instructional coaches) (EPC)

Colusa High School is currently utilizing the services of content experts. Veteran teachers guide our ELA department, and department goals provided unity and consistency. Department meetings occur providing teachers with time to collaborate. Curriculum Council provides our site with a team of experts focused on offering our students a well-rounded, challenging educational experience. New courses and guidelines are reviewed by curriculum council throughout the school year. Staff focuses on quality instruction, and they check for understanding. Three strategies in place school wide are bell to bell instruction, multiple student responses to check for understanding and timely transitions to utilize instructional minutes. Learning objectives, ESLRs and daily agendas are posted and referenced regularly. Our science department has participated in multiple Next Generation Science Standards workshops.

Teacher collaboration by grade level (kindergarten through grade eight [K–8]) and department (grades nine through twelve) (EPC)

Weekly collaboration time is provided for teachers to interact with one another regarding curriculum and instructional strategies. Teachers collaborate in departments, inter-departments and vertical collaboration with Egling Middle School. Discussion items at collaboration focus on instructional strategies, data, curriculum at grade levels and in departments, district mission and focus. Site goals and ESLRs are reviewed every year. A key area of focus revolves around attendance and a positive school culture. Individuals who attend conference offer our staff training and support in Illuminate, Infinite Campus, School Loop and SST Online.

Teaching and Learning

Alignment of curriculum, instruction, and materials to content and performance standards (ESEA)

Instructors have developed, through the assistance of instructional coaches, pacing guides that are in alignment with the Common Core standards. Pacing guides are adjusted toward the end of the school year to best meet the needs of our students. The focus of pacing guides centers around the subject curriculum, instructional strategies and materials utilized with the Common Core State Standards. Departments meet prior to the start of the upcoming school year to establish department goals and individual goals for the school year as well as department expectations and common assessments. Curriculum Council reviews all curriculum request needs for CHS. Additionally, Curriculum Council approves our curriculum including supplemental curriculum prior to board approval at the beginning of the school year.

Adherence to recommended instructional minutes for reading/language arts and mathematics (K–8) (EPC)

The school meets the requirements for instructional minutes for ELA, mathematics and physical fitness. All graduating students meet the requirements of the local governing board and the State of California graduation requirements.

Lesson pacing schedule (K–8) and master schedule flexibility for sufficient numbers of intervention courses (EPC)

Colusa High School offers eight support courses to assist students in their diverse learning needs. We also offer English and Math support courses to assist students who need additional time to master concepts within a content area.

Availability of standards-based instructional materials appropriate to all student groups (ESEA)

Appropriate standards-based instructional materials are available to all students across all grades.

Use of SBE-adopted and standards-aligned instructional materials, including intervention materials, and for high school students, access to standards-aligned core courses (EPC)

All materials are approved by the local governing board prior to purchase.

Opportunity and Equal Educational Access

Services provided by the regular program that enable underperforming students to meet standards (ESEA)

Students have access to tutoring and assistance from teachers before and after school. Students in need of additional intervention have a Support Class built into their schedule. The teacher is able to assist them with complex assignments as well as monitoring their progress in all classes.

Special Education services students as indicated in their individualized education plan. Para-educators provide push-in support in core classes, and instructional support is provided in Basic Skill classes.

Evidence-based educational practices to raise student achievement

Research-based schoolwide procedures have been implemented. Three strategies (Bell to bell instruction, multiple response and transitions) are used consistently schoolwide. Clear learning objectives are posted in classrooms. Higher level thinking and questioning as well as discovery of learning are utilized in classes according to the need of a particular lesson plan. Staff participates in data meetings in order to focus on quality instruction, checking for understanding and assessing student achievement.

Parental Engagement

Resources available from family, school, district, and community to assist under-achieving students (ESEA)

Resources for under-achieving students are served with specific instruction and intervention materials. Increased learning time is available with teachers before school, after school and occasionally at lunch. Plans for additional support are often arranged at Parent Meetings. Teachers, counselors, administration, parents and students attend the parent meeting in order to offer thorough communication and support to struggling students. A cultural liaison from the Native American community provides tutoring to students in school as well as at home. A liaison from Migrant Education does academic counseling with migrant students. A liaison from CCOE provides support services for our homeless and foster care students. All freshmen use planners to stay organized and to keep track of assignments. Parents and students have access to School Loop and Infinite Campus online grade reporting systems and student information system.

Involvement of parents, community representatives, classroom teachers, other school personnel, and students in secondary schools, in the planning, implementation, and evaluation of ConApp programs (5 California Code of Regulations 3932)

Parents, community representatives, classroom teachers and other school personnel are invited to participate in the planning, implementation and evaluation of consolidated application programs. Colusa High School involves parents through School Site Council, English Language Acquisition Committee (ELAC), District English Language Acquisition Committee (DELAC), Illuminate, Infinite Campus, School Loop, Back to School Night, Parent Information Nights, CUSD community meetings, Winterfest, the school website, daily bulletin and Facebook. Teachers have input through district collaboration meetings and surveys, site collaboration meetings, department meetings and vertical collaboration meetings.

Funding

Services provided by categorical funds that enable underperforming students to meet standards (ESEA)

Fiscal support (EPC)

Stakeholder Involvement

How, when, and with whom did the school consult as part of the planning process for this SPSA/Annual Review and Update?

Involvement Process for the SPSA and Annual Review and Update

The various components of the Colusa High School SPSA are reviewed by CHS staff, CHS leadership team, CHS curriculum council, School Site Council and our English Language Acquisition Committee members. It is critical to gain feedback and insight from all of the above groups in order to best serve our students, so the process is highly valued in all focus group settings.

Resource Inequities

Briefly identify and describe any resource inequities identified as a result of the required needs assessment, as applicable.

School and Student Performance Data

Student Enrollment Enrollment By Student Group

Student Enrollment by Subgroup						
Student Group	Percent of Enrollment			Number of Students		
	16-17	17-18	18-19	16-17	17-18	18-19
American Indian	3.3%	2.50%	2.01%	13	10	8
African American	0.3%	0.25%	0.25%	1	1	1
Asian	1.0%	0.75%	0.75%	4	3	3
Filipino	%	%	%			
Hispanic/Latino	63.0%	65.50%	68.59%	252	262	273
Pacific Islander	%	0.25%	0.25%		1	1
White	32.5%	30.75%	27.89%	130	123	111
Multiple/No Response	%	%	%			
Total Enrollment				400	400	398

Student Enrollment Enrollment By Grade Level

Student Enrollment by Grade Level			
Grade	Number of Students		
	16-17	17-18	18-19
Grade 9	117	112	104
Grade 10	102	114	114
Grade 11	89	91	99
Grade 12	92	83	81
Total Enrollment	400	400	398

Conclusions based on this data:

1. CHS enrollment numbers have remained steady.
2. Some students find greater success in one of our two alternative programs by their junior or senior year.
3. Our Hispanic/Latino population continues to increase.

School and Student Performance Data

Student Enrollment English Learner (EL) Enrollment

English Learner (EL) Enrollment						
Student Group	Number of Students			Percent of Students		
	16-17	17-18	18-19	16-17	17-18	18-19
English Learners	68	73	59	17.0%	18.3%	14.8%
Fluent English Proficient (FEP)	133	131	147	33.3%	32.8%	36.9%
Reclassified Fluent English Proficient	2	13	13	3.6%	17.8%	17.8%

Conclusions based on this data:

1. Our Fluent English Proficient numbers increased in the 2018-19 school year.
2. Increased ELD support classes were implemented into the master schedule.
3. Implementation of Reclassification Ceremony have increased student effort, knowledge and awareness.

School and Student Performance Data

CAASPP Results English Language Arts/Literacy (All Students)

Overall Participation for All Students												
Grade Level	# of Students Enrolled			# of Students Tested			# of Students with			% of Enrolled Students		
	16-17	17-18	18-19	16-17	17-18	18-19	16-17	17-18	18-19	16-17	17-18	18-19
Grade 11	89	88	92	82	86	89	82	86	89	92.1	97.7	96.7
All	89	88	92	82	86	89	82	86	89	92.1	97.7	96.7

* The “% of Enrolled Students Tested” showing in this table is not the same as “Participation Rate” for federal accountability

Overall Achievement for All Students															
Grade Level	Mean Scale Score			% Standard			% Standard Met			% Standard Nearly			% Standard Not		
	16-17	17-18	18-19	16-17	17-18	18-19	16-17	17-18	18-19	16-17	17-18	18-19	16-17	17-18	18-19
Grade 11	2598.	2579.	2604.	14.63	19.77	20.22	53.66	34.88	40.45	21.95	24.42	23.60	9.76	20.93	15.73
All Grades	N/A	N/A	N/A	14.63	19.77	20.22	53.66	34.88	40.45	21.95	24.42	23.60	9.76	20.93	15.73

Reading Demonstrating understanding of literary and non-fictional texts									
Grade Level	% Above Standard			% At or Near Standard			% Below Standard		
	16-17	17-18	18-19	16-17	17-18	18-19	16-17	17-18	18-19
Grade 11	29.27	33.72	35.96	54.88	44.19	42.70	15.85	22.09	21.35
All Grades	29.27	33.72	35.96	54.88	44.19	42.70	15.85	22.09	21.35

Writing Producing clear and purposeful writing									
Grade Level	% Above Standard			% At or Near Standard			% Below Standard		
	16-17	17-18	18-19	16-17	17-18	18-19	16-17	17-18	18-19
Grade 11	24.69	22.09	24.72	59.26	43.02	57.30	16.05	34.88	17.98
All Grades	24.69	22.09	24.72	59.26	43.02	57.30	16.05	34.88	17.98

Listening Demonstrating effective communication skills									
Grade Level	% Above Standard			% At or Near Standard			% Below Standard		
	16-17	17-18	18-19	16-17	17-18	18-19	16-17	17-18	18-19
Grade 11	23.17	23.26	22.47	64.63	56.98	67.42	12.20	19.77	10.11
All Grades	23.17	23.26	22.47	64.63	56.98	67.42	12.20	19.77	10.11

Research/Inquiry Investigating, analyzing, and presenting information									
Grade Level	% Above Standard			% At or Near Standard			% Below Standard		
	16-17	17-18	18-19	16-17	17-18	18-19	16-17	17-18	18-19
Grade 11	25.61	24.42	25.84	56.10	51.16	64.04	18.29	24.42	10.11
All Grades	25.61	24.42	25.84	56.10	51.16	64.04	18.29	24.42	10.11

Conclusions based on this data:

1. The rigor, relevance and instruction provided at Colusa High School is set at a very high level.
2. Curriculum and pacing guides assist in preparing students for CAASPP testing.
3. A CAASPP incentive and recognition system was implemented in the 2019-20 school year to promote student achievement.

School and Student Performance Data

CAASPP Results Mathematics (All Students)

Overall Participation for All Students												
Grade Level	# of Students Enrolled			# of Students Tested			# of Students with			% of Enrolled Students		
	16-17	17-18	18-19	16-17	17-18	18-19	16-17	17-18	18-19	16-17	17-18	18-19
Grade 11	89	88	92	82	87	88	82	87	88	92.1	98.9	95.7
All	89	88	92	82	87	88	82	87	88	92.1	98.9	95.7

* The “% of Enrolled Students Tested” showing in this table is not the same as “Participation Rate” for federal accountability purposes.

Overall Achievement for All Students															
Grade Level	Mean Scale Score			% Standard			% Standard Met			% Standard Nearly			% Standard Not		
	16-17	17-18	18-19	16-17	17-18	18-19	16-17	17-18	18-19	16-17	17-18	18-19	16-17	17-18	18-19
Grade 11	2574.	2563.	2555.	8.54	9.20	9.09	26.83	22.99	22.73	25.61	25.29	18.18	39.02	42.53	50.00
All Grades	N/A	N/A	N/A	8.54	9.20	9.09	26.83	22.99	22.73	25.61	25.29	18.18	39.02	42.53	50.00

Concepts & Procedures Applying mathematical concepts and procedures									
Grade Level	% Above Standard			% At or Near Standard			% Below Standard		
	16-17	17-18	18-19	16-17	17-18	18-19	16-17	17-18	18-19
Grade 11	17.07	17.24	20.45	39.02	28.74	25.00	43.90	54.02	54.55
All Grades	17.07	17.24	20.45	39.02	28.74	25.00	43.90	54.02	54.55

Problem Solving & Modeling/Data Analysis Using appropriate tools and strategies to solve real world and mathematical problems									
Grade Level	% Above Standard			% At or Near Standard			% Below Standard		
	16-17	17-18	18-19	16-17	17-18	18-19	16-17	17-18	18-19
Grade 11	18.29	16.09	11.36	48.78	45.98	42.05	32.93	37.93	46.59
All Grades	18.29	16.09	11.36	48.78	45.98	42.05	32.93	37.93	46.59

Communicating Reasoning Demonstrating ability to support mathematical conclusions									
Grade Level	% Above Standard			% At or Near Standard			% Below Standard		
	16-17	17-18	18-19	16-17	17-18	18-19	16-17	17-18	18-19
Grade 11	17.07	12.64	15.91	58.54	63.22	50.00	24.39	24.14	34.09
All Grades	17.07	12.64	15.91	58.54	63.22	50.00	24.39	24.14	34.09

Conclusions based on this data:

1. The rigor, relevance and instruction provided at Colusa High School is set at a very high level, and math continues to be an area of focused improvement.
2. Curriculum and interim CAASPP assessment practices are continuously being evaluated by the math department at CHS.

3. A CAASPP incentive and recognition system was implemented in the 2019-20 school year to promote student achievement.

School and Student Performance Data

ELPAC Results

ELPAC Summative Assessment Data Number of Students and Mean Scale Scores for All Students								
Grade Level	Overall		Oral Language		Written Language		Number of Students Tested	
	17-18	18-19	17-18	18-19	17-18	18-19	17-18	18-19
Grade 9	1540.0	1537.6	1524.2	1543.9	1555.4	1530.8	25	18
Grade 10	1517.6	1557.4	1501.6	1535.9	1533.1	1578.6	16	16
Grade 11	1498.6	*	1496.4	*	1500.7	*	11	10
Grade 12	*	*	*	*	*	*	*	8
All Grades							60	52

Overall Language Percentage of Students at Each Performance Level for All Students										
Grade Level	Level 4		Level 3		Level 2		Level 1		Total Number of Students	
	17-18	18-19	17-18	18-19	17-18	18-19	17-18	18-19	17-18	18-19
9	*	22.22	44.00	27.78	*	27.78	*	22.22	25	18
10	*	18.75	*	31.25	*	31.25	*	18.75	16	16
11	*	*	*	*	*	*	*	*	11	*
12	*	*		*		*	*	*	*	*
All Grades	*	13.46	30.00	21.15	23.33	30.77	30.00	34.62	60	52

Oral Language Percentage of Students at Each Performance Level for All Students										
Grade Level	Level 4		Level 3		Level 2		Level 1		Total Number of Students	
	17-18	18-19	17-18	18-19	17-18	18-19	17-18	18-19	17-18	18-19
9	*	33.33	*	27.78	*	27.78	*	11.11	25	18
10	*	31.25	*	37.50	*	18.75	*	12.50	16	16
11	*	*	*	*	*	*	*	*	11	*
12	*	*		*	*	*	*	*	*	*
All Grades	26.67	21.15	33.33	23.08	30.00	26.92	*	28.85	60	52

Written Language Percentage of Students at Each Performance Level for All Students										
Grade Level	Level 4		Level 3		Level 2		Level 1		Total Number of Students	
	17-18	18-19	17-18	18-19	17-18	18-19	17-18	18-19	17-18	18-19
9	*	5.56	*	22.22	*	22.22	*	50.00	25	18
10	*	31.25	*	25.00	*	6.25	*	37.50	16	16
11		*	*	*	*	*	*	*	11	*
12	*	*	*	*		*	*	*	*	*
All Grades	*	11.54	21.67	17.31	26.67	21.15	38.33	50.00	60	52

Listening Domain Percentage of Students by Domain Performance Level for All Students									
Grade Level	Well Developed		Somewhat/Moderately		Beginning		Total Number of Students		
	17-18	18-19	17-18	18-19	17-18	18-19	17-18	18-19	
9	52.00	16.67	*	44.44	*	38.89	25	18	
10	*	6.25	68.75	81.25	*	12.50	16	16	
11	*	*	*	*	*	*	11	*	
12	*	*	*	*	*	*	*	*	
All Grades	33.33	7.69	38.33	48.08	28.33	44.23	60	52	

Speaking Domain Percentage of Students by Domain Performance Level for All Students									
Grade Level	Well Developed		Somewhat/Moderately		Beginning		Total Number of Students		
	17-18	18-19	17-18	18-19	17-18	18-19	17-18	18-19	
9	*	77.78	52.00	11.11	*	11.11	25	18	
10	*	68.75	68.75	18.75	*	12.50	16	16	
11	*	*	*	*	*	*	11	*	
12	*	*	*	*	*	*	*	*	
All Grades	40.00	51.92	51.67	30.77	*	17.31	60	52	

Reading Domain Percentage of Students by Domain Performance Level for All Students									
Grade Level	Well Developed		Somewhat/Moderately		Beginning		Total Number of Students		
	17-18	18-19	17-18	18-19	17-18	18-19	17-18	18-19	
9	*	5.56	*	33.33	52.00	61.11	25	18	
10	*	37.50	*	25.00	*	37.50	16	16	
11		*	*	*	*	*	11	*	
12	*	*	*	*	*	*	*	*	
All Grades	*	13.46	30.00	30.77	53.33	55.77	60	52	

Writing Domain Percentage of Students by Domain Performance Level for All Students								
Grade Level	Well Developed		Somewhat/Moderately		Beginning		Total Number of Students	
	17-18	18-19	17-18	18-19	17-18	18-19	17-18	18-19
9	*	11.11	72.00	55.56	*	33.33	25	18
10	*	25.00	*	43.75	*	31.25	16	16
11	*	*	*	*	*	*	11	*
12	*	*	*	*	*	*	*	*
All Grades	*	11.54	63.33	51.92	21.67	36.54	60	52

Conclusions based on this data:

1. Increased staffing to properly prepare students has proven to be a positive factor.
2. Our bilingual liaison also provides strong communication between school and home.
3. An English Language Learner Paraprofessional was hired in the 2019-20 school to assist our ELL students in the classroom and to provide tutoring services before and after school. This will hopefully lead to increased achievement on the ELPAC summative assessment.

School and Student Performance Data

Student Population

This section provides information about the school's student population.

2018-19 Student Population			
Total Enrollment	Socioeconomically Disadvantaged	English Learners	Foster Youth
398	61.8	14.8	0.8

This is the total number of students enrolled.

This is the percent of students who are eligible for free or reduced priced meals; or have parents/guardians who did not receive a high school diploma.

This is the percent of students who are learning to communicate effectively in English, typically requiring instruction in both the English Language and in their academic courses.

This is the percent of students whose well-being is the responsibility of a court.

2018-19 Enrollment for All Students/Student Group		
Student Group	Total	Percentage
English Learners	59	14.8
Foster Youth	3	0.8
Homeless	1	0.3
Socioeconomically Disadvantaged	246	61.8
Students with Disabilities	54	13.6

Enrollment by Race/Ethnicity		
Student Group	Total	Percentage
African American	1	0.3
American Indian	8	2.0
Asian	3	0.8
Hispanic	273	68.6
Two or More Races	1	0.3
Pacific Islander	1	0.3
White	111	27.9






Conclusions based on this data:

1. Our areas of focus are centered around our current population to serve our students and families at the highest level.
2. Increased EL courses have been implemented in our master schedule.
3. CHS is working with community and county organizations to provide additional academic and social emotional support services.

School and Student Performance Data

Overall Performance

2019 Fall Dashboard Overall Performance for All Students

Academic Performance	Academic Engagement	Conditions & Climate
English Language Arts  Green	Graduation Rate  Orange	Suspension Rate  Orange
Mathematics  Orange		
College/Career  Green		

Conclusions based on this data:

1. Student performance on the CAASPP Mathematics assessment continues to be a focus of CHS students, teachers, and administration.
2. We have revised our discipline matrix in the 2019-20 school year to implement a progressive discipline approach for our students. We hope this will lead to a decrease in school wide suspensions.
3. We hope our graduation rates increase with the implementation of a new course/credit recovery program in the 2020-21 school year.

School and Student Performance Data

Academic Performance English Language Arts

The performance levels are color-coded and range from lowest-to-highest performance in the following order:











This section provides number of student groups in each color.



This section provides a view of Student Assessment Results and other aspects of this school's performance, specifically how well students are meeting grade-level standards on the English Language Arts assessment. This measure is based on student performance on the Smarter Balanced Summative Assessment, which is taken annually by students in grades 3–8 and grade 11.

2019 Fall Dashboard English Language Arts Performance for All Students/Student Group		
<p>All Students</p> <p>Green</p> <p>20.8 points above standard</p> <p>Increased Significantly ++21.2 points</p> <p>87</p>	<p>English Learners</p> <p>No Performance Color</p> <p>85.5 points below standard</p> <p>Increased Significantly ++35.6 points</p> <p>14</p>	<p>Foster Youth</p> <p>No Performance Color</p> <p>0 Students</p>
<p>Homeless</p> <p>No Performance Color</p> <p>0 Students</p>	<p>Socioeconomically Disadvantaged</p> <p>Yellow</p> <p>0.2 points below standard</p> <p>Increased Significantly ++24.9 points</p> <p>54</p>	<p>Students with Disabilities</p> <p>No Performance Color</p> <p>Less than 11 Students - Data Not Displayed for Privacy</p> <p>9</p>

2019 Fall Dashboard English Language Arts Performance by Race/Ethnicity

African American	American Indian	Asian	Filipino
 No Performance Color Less than 11 Students - Data Not Displayed for Privacy 1	 No Performance Color Less than 11 Students - Data Not Displayed for Privacy 2	 No Performance Color Less than 11 Students - Data Not Displayed for Privacy 1	 No Performance Color 0 Students
Hispanic	Two or More Races	Pacific Islander	White
 Yellow 4.7 points below standard Increased Significantly ++20.9 points 53	 No Performance Color 0 Students	 No Performance Color 0 Students	 No Performance Color 59.9 points above standard Maintained -1.4 points 30

This section provides a view of Student Assessment Results and other aspects of this school's performance, specifically how well students are meeting grade-level standards on the English Language Arts assessment. This measure is based on student performance on the Smarter Balanced Summative Assessment, which is taken annually by students in grades 3–8 and grade 11.

2019 Fall Dashboard English Language Arts Data Comparisons for English Learners

Current English Learner	Reclassified English Learners	English Only
Less than 11 Students - Data Not Displayed for Privacy 9	Less than 11 Students - Data Not Displayed for Privacy 5	39 points above standard Increased ++8.3 points 45

Conclusions based on this data:

- The rigor, relevance and instruction provided at Colusa High School is set at a very high level to promote student learning.
- Student achievement increased in all student groups in 2019.
- Stakeholders review dashboard data at necessary meetings and provide improvement plans to constantly improve and provide the best educational opportunity for our students.

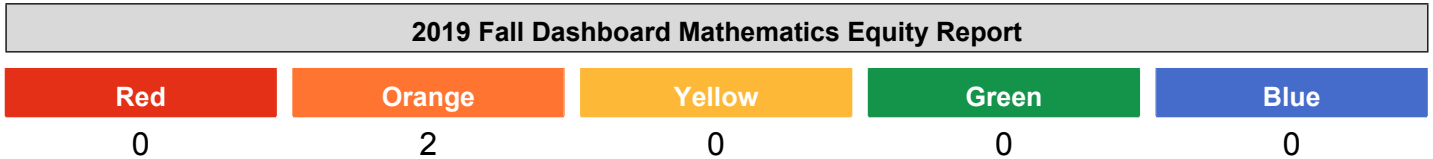
School and Student Performance Data

Academic Performance Mathematics





The performance levels are color-coded and range from lowest-to-highest performance in the following order:








This section provides number of student groups in each color.



This section provides a view of Student Assessment Results and other aspects of this school's performance, specifically how well students are meeting grade-level standards on the Mathematics assessment. This measure is based on student performance on the Smarter Balanced Summative Assessment, which is taken annually by students in grades 3–8 and grade 11.

2019 Fall Dashboard Mathematics Performance for All Students/Student Group		
<p>All Students</p>  Orange 70.8 points below standard Declined -11.2 points 86	<p>English Learners</p>  No Performance Color 188.2 points below standard Declined Significantly -18.9 points 14	<p>Foster Youth</p>
<p>Homeless</p>	<p>Socioeconomically Disadvantaged</p>  Orange 100.8 points below standard Declined -11.5 points 53	<p>Students with Disabilities</p>  No Performance Color Less than 11 Students - Data Not Displayed for Privacy 9

2019 Fall Dashboard Mathematics Performance by Race/Ethnicity

African American	American Indian	Asian	Filipino
 No Performance Color Less than 11 Students - Data Not Displayed for Privacy 1	 No Performance Color Less than 11 Students - Data Not Displayed for Privacy 2	 No Performance Color Less than 11 Students - Data Not Displayed for Privacy 1	
Hispanic	Two or More Races	Pacific Islander	White
 Orange 98.8 points below standard Declined -12.3 points 52			 No Performance Color 19 points below standard Declined Significantly -29.9 points 30

This section provides a view of Student Assessment Results and other aspects of this school's performance, specifically how well students are meeting grade-level standards on the Mathematics assessment. This measure is based on student performance on the Smarter Balanced Summative Assessment, which is taken annually by students in grades 3–8 and grade 11.

2019 Fall Dashboard Mathematics Data Comparisons for English Learners

Current English Learner	Reclassified English Learners	English Only
Less than 11 Students - Data Not Displayed for Privacy 9	Less than 11 Students - Data Not Displayed for Privacy 5	48.2 points below standard Declined Significantly -28.7 points 45

Conclusions based on this data:

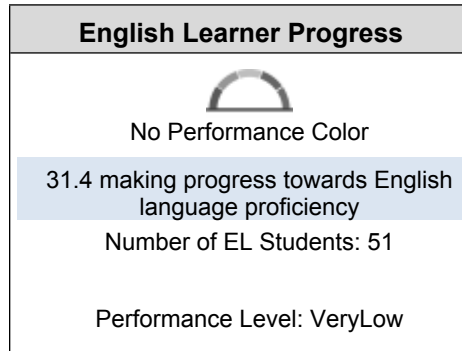
1. Student performance on the CAASPP Mathematics assessment continues to be a focus of CHS students, teachers, and administration.
2. Curriculum and interim CAASPP assessment practices are continuously being evaluated by the math department at CHS.
3. Stakeholders review dashboard data at necessary meetings and provide improvement plans to constantly improve and provide the best educational opportunity for our students.

School and Student Performance Data

Academic Performance English Learner Progress

This section provides a view of the percentage of current EL students making progress towards English language proficiency or maintaining the highest level.

2019 Fall Dashboard English Learner Progress Indicator



This section provides a view of the percentage of current EL students who progressed at least one ELPI level, maintained ELPI level 4, maintained lower ELPI levels (i.e, levels 1, 2L, 2H, 3L, or 3H), or decreased at least one ELPI Level.

2019 Fall Dashboard Student English Language Acquisition Results

Decreased One ELPI Level	Maintained ELPI Level 1, 2L, 2H, 3L, or 3H	Maintained ELPI Level 4	Progressed At Least One ELPI Level
6	29	1	15

Conclusions based on this data:

1. Our EL numbers have steadily increased.
2. An English Language Learner Paraprofessional was hired in the 2019-20 school to assist our ELL students in the classroom and to provide tutoring services before and after school. This will hopefully lead to increased achievement on the ELPAC summative assessment.
3. Implementation of Reclassification Ceremony have increased student effort, knowledge and awareness.

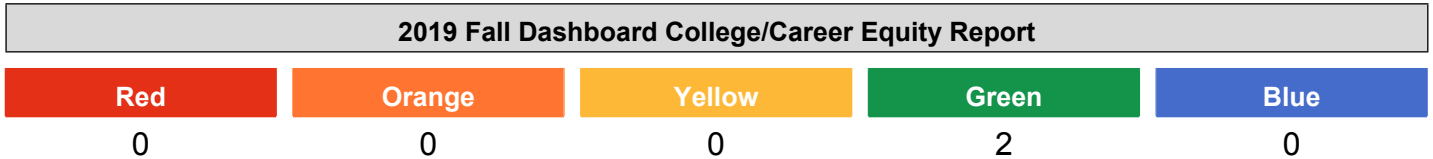
School and Student Performance Data

Academic Performance College/Career







The performance levels are color-coded and range from lowest-to-highest performance in the following order:











This section provides number of student groups in each color.



This section provides information on the percentage of high school graduates who are placed in the "Prepared" level on the College/Career Indicator.

2019 Fall Dashboard College/Career for All Students/Student Group		
<p>All Students</p>  <p>Green</p> <p>53.2</p> <p>Increased +5.1</p> <p>77</p>	<p>English Learners</p>  <p>No Performance Color</p> <p>0</p> <p>Declined Significantly -23.1</p> <p>13</p>	<p>Foster Youth</p>  <p>No Performance Color</p> <p>0 Students</p>
<p>Homeless</p>  <p>No Performance Color</p> <p>Less than 11 Students - Data Not Displayed for Privacy</p> <p>1</p>	<p>Socioeconomically Disadvantaged</p>  <p>Green</p> <p>44</p> <p>Increased +5.5</p> <p>50</p>	<p>Students with Disabilities</p>  <p>No Performance Color</p> <p>0</p> <p>14</p>

2019 Fall Dashboard College/Career by Race/Ethnicity

African American	American Indian	Asian	Filipino
 No Performance Color 0 Students	 No Performance Color Less than 11 Students - Data Not Displayed for Privacy 1	 No Performance Color Less than 11 Students - Data Not Displayed for Privacy 1	 No Performance Color 0 Students
Hispanic	Two or More Races	Pacific Islander	White
 Green 45.1 Increased +5.6 51	 No Performance Color 0 Students	 No Performance Color 0 Students	 No Performance Color 75 Increased Significantly +18.8 24

This section provides a view of the percent of students per year that qualify as Not Prepared, Approaching Prepared, and Prepared.

2019 Fall Dashboard College/Career 3-Year Performance

Class of 2017	Class of 2018	Class of 2019
Prepared	48.1 Prepared	53.2 Prepared
Approaching Prepared	19 Approaching Prepared	16.9 Approaching Prepared
Not Prepared	32.9 Not Prepared	29.9 Not Prepared

Conclusions based on this data:

- College and Career Readiness has been a focus for all CHS students. Our diverse courses offerings, co-curricular opportunities, along with our community and higher education partnerships has increased our student's college and career readiness.
- College and career readiness categories improved with data accuracy.

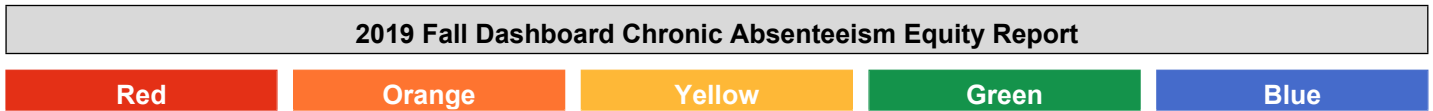
School and Student Performance Data

Academic Engagement Chronic Absenteeism

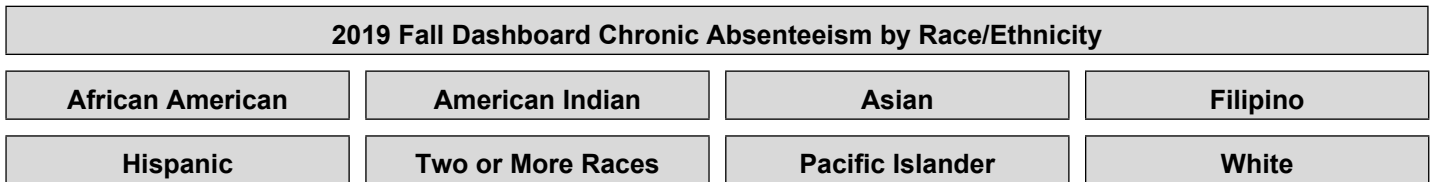
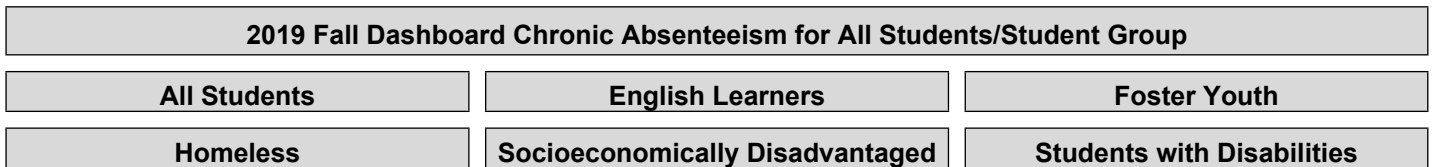
The performance levels are color-coded and range from lowest-to-highest performance in the following order:

Lowest Performance Red Orange Yellow Green Blue Highest Performance

This section provides number of student groups in each color.



This section provides information about the percentage of students in kindergarten through grade 8 who are absent 10 percent or more of the instructional days they were enrolled.



Conclusions based on this data:

1. Data Lacking - N/A

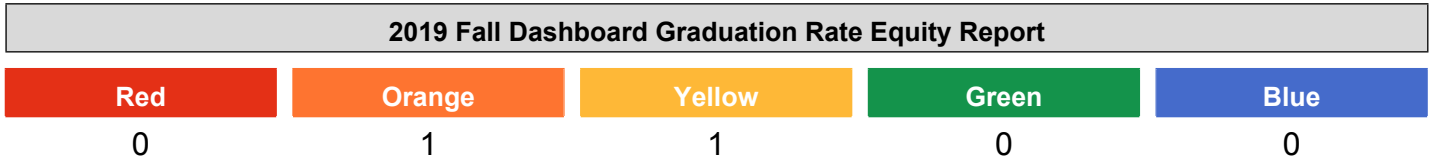
School and Student Performance Data

Academic Engagement Graduation Rate







The performance levels are color-coded and range from lowest-to-highest performance in the following order:











This section provides number of student groups in each color.



This section provides information about students completing high school, which includes students who receive a standard high school diploma or complete their graduation requirements at an alternative school.

2019 Fall Dashboard Graduation Rate for All Students/Student Group		
<p>All Students</p>  Orange 87 Declined -4.1 77	<p>English Learners</p>  No Performance Color 46.2 Declined -15.4 13	<p>Foster Youth</p>  No Performance Color 0 Students
<p>Homeless</p>  No Performance Color Less than 11 Students - Data Not Displayed for Privacy 1	<p>Socioeconomically Disadvantaged</p>  Orange 82 Declined -4.5 50	<p>Students with Disabilities</p>  No Performance Color 50 14

2019 Fall Dashboard Graduation Rate by Race/Ethnicity

African American	American Indian	Asian	Filipino
 No Performance Color 0 Students	 No Performance Color Less than 11 Students - Data Not Displayed for Privacy 1	 No Performance Color Less than 11 Students - Data Not Displayed for Privacy 1	 No Performance Color 0 Students
Hispanic	Two or More Races	Pacific Islander	White
 Yellow 84.3 Maintained +0.6 51	 No Performance Color 0 Students	 No Performance Color 0 Students	 No Performance Color 95.8 Declined -4.2 24

This section provides a view of the percentage of students who received a high school diploma within four years of entering ninth grade or complete their graduation requirements at an alternative school.

2019 Fall Dashboard Graduation Rate by Year

2018	2019
91.1	87

Conclusions based on this data:

1. CHS will be implementing adjustments in the master schedule to promote increased graduation rates in the 2020-21 school year.
2. CHS will be implementing a course/credit recovery program to promote increased graduation rates in the 2020-21 school year.

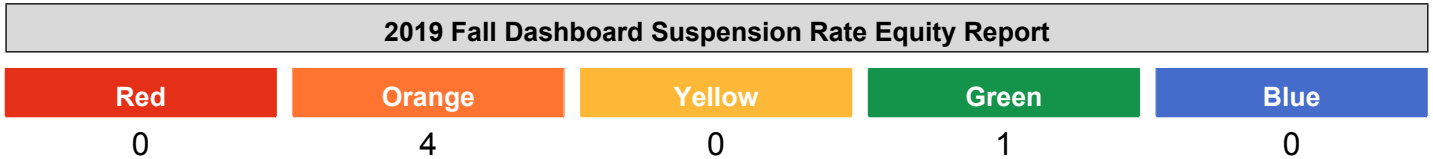
School and Student Performance Data

Conditions & Climate Suspension Rate







The performance levels are color-coded and range from lowest-to-highest performance in the following order:










This section provides number of student groups in each color.



This section provides information about the percentage of students in kindergarten through grade 12 who have been suspended at least once in a given school year. Students who are suspended multiple times are only counted once.

2019 Fall Dashboard Suspension Rate for All Students/Student Group		
<p>All Students</p>  Orange 3.3 Increased +1.6 421	<p>English Learners</p>  Orange 6.9 Increased +2.8 72	<p>Foster Youth</p>  No Performance Color Less than 11 Students - Data Not Displayed for Privacy 6
<p>Homeless</p>  No Performance Color Less than 11 Students - Data Not Displayed for Privacy 6	<p>Socioeconomically Disadvantaged</p>  Orange 3 Increased +1 271	<p>Students with Disabilities</p>  Orange 8.5 Increased +8.5 59

2019 Fall Dashboard Suspension Rate by Race/Ethnicity

African American	American Indian	Asian	Filipino
 No Performance Color Less than 11 Students - Data Not Displayed for Privacy 1	 No Performance Color <div style="background-color: #e0e0e0; padding: 5px; display: inline-block; margin: 5px 0;">27.3</div> 11	 No Performance Color Less than 11 Students - Data Not Displayed for Privacy 3	
Hispanic	Two or More Races	Pacific Islander	White
 Orange <div style="background-color: #e0e0e0; padding: 5px; display: inline-block; margin: 5px 0;">3.5</div> Increased +1.2 286	 No Performance Color Less than 11 Students - Data Not Displayed for Privacy 2	 No Performance Color Less than 11 Students - Data Not Displayed for Privacy 1	 Green <div style="background-color: #e0e0e0; padding: 5px; display: inline-block; margin: 5px 0;">0.9</div> Maintained +0.1 117

This section provides a view of the percentage of students who were suspended.

2019 Fall Dashboard Suspension Rate by Year

2017	2018	2019
	1.7	3.3

Conclusions based on this data:

1. CHS will be revising it's discipline matrix in the 2020-21 school year to implement a progressive discipline approach to student discipline.
2. CHS is working with community and county support services to increase social emotional support for our students.
3. Students understand our high expectations in regards to behavior.

Goals, Strategies, & Proposed Expenditures

Complete a copy of the following table for each of the school's goals. Duplicate the table as needed.

Goal Subject

Increased access to academic tutoring services for all students at Colusa High School.

LEA/LCAP Goal

Improve student outcomes for all students, in all grades, and in all content areas.

Goal 1

After determining the needs of our school through the School Site Council, English Language Advisory Committee, and other stakeholders, it has been determined that there is need for academic tutoring services for all students. The goal is to improve access to tutoring services during the 2020-21 school year.

Identified Need

Increased student achievement and academic support for students at all grade levels.

Annual Measurable Outcomes

Metric/Indicator	Baseline/Actual Outcome	Expected Outcome
Academic tutoring services offered to all students at Colusa High School	Academic tutoring sessions implemented during the 2020-21 school year.	Increased student achievement/less remediation in all courses.

Complete a copy of the Strategy/Activity table for each of the school's strategies/activities. Duplicate the table, including Proposed Expenditures, as needed.

Strategy/Activity 1

Students to be Served by this Strategy/Activity

(Identify either All Students or one or more specific student groups)

All students at Colusa High School will have access to increased academic tutoring services during the 2020-21 school year.

Strategy/Activity

Academic tutoring services will be offered to all students for two hours each week after school.

Proposed Expenditures for this Strategy/Activity

List the amount(s) and funding source(s) for the proposed expenditures. Specify the funding source(s) using one or more of the following: LCFF, Federal (if Federal identify the Title and Part, as applicable), Other State, and/or Local.

Amount(s)	Source(s)
-----------	-----------

0

Strategy/Activity 2

Students to be Served by this Strategy/Activity

(Identify either All Students or one or more specific student groups)

All students at Colusa High School will have access to increased academic tutoring services during the 2020-21 school year.

Strategy/Activity

Attendance sheets will be evaluated by administration to see if students are utilizing the tutoring services.

Proposed Expenditures for this Strategy/Activity

List the amount(s) and funding source(s) for the proposed expenditures. Specify the funding source(s) using one or more of the following: LCFF, Federal (if Federal identify the Title and Part, as applicable), Other State, and/or Local.

Amount(s)

Source(s)

0

Strategy/Activity 3

Students to be Served by this Strategy/Activity

(Identify either All Students or one or more specific student groups)

All students at Colusa High School will have access to increased academic tutoring services during the 2020-21 school year.

Strategy/Activity

Student information systems will be evaluated by administration to see if student achievement is increasing in all courses.

Proposed Expenditures for this Strategy/Activity

List the amount(s) and funding source(s) for the proposed expenditures. Specify the funding source(s) using one or more of the following: LCFF, Federal (if Federal identify the Title and Part, as applicable), Other State, and/or Local.

Amount(s)

Source(s)

0

Strategy/Activity 4

Students to be Served by this Strategy/Activity

(Identify either All Students or one or more specific student groups)

Strategy/Activity

Proposed Expenditures for this Strategy/Activity

List the amount(s) and funding source(s) for the proposed expenditures. Specify the funding source(s) using one or more of the following: LCFF, Federal (if Federal identify the Title and Part, as applicable), Other State, and/or Local.

0

--

Strategy/Activity 5

Students to be Served by this Strategy/Activity

(Identify either All Students or one or more specific student groups)

Strategy/Activity

Collaboration time will be provided to CHS departments in order to analyze and review data.

Proposed Expenditures for this Strategy/Activity

List the amount(s) and funding source(s) for the proposed expenditures. Specify the funding source(s) using one or more of the following: LCFF, Federal (if Federal identify the Title and Part, as applicable), Other State, and/or Local.

Amount(s)

0

Source(s)

--

Goals, Strategies, & Proposed Expenditures

Complete a copy of the following table for each of the school's goals. Duplicate the table as needed.

Goal Subject

Increase diverse course offerings at Colusa High School.

LEA/LCAP Goal

Engage parents, community organizations, businesses, and higher learning institutions in the development of meaningful partnerships to support student learning.

Goal 2

Implement dual enrollment and additional course offerings in the master schedule.

Identified Need

Increase college and career readiness opportunities for all students at Colusa High School.

Annual Measurable Outcomes

Metric/Indicator	Baseline/Actual Outcome	Expected Outcome
Increased diverse course offerings at Colusa High School.	Dual enrollment and increased course offerings are implemented into the 2020-21 master schedule.	Increased college and career readiness for graduating seniors at Colusa High School.

Complete a copy of the Strategy/Activity table for each of the school's strategies/activities. Duplicate the table, including Proposed Expenditures, as needed.

Strategy/Activity 1

Students to be Served by this Strategy/Activity

(Identify either All Students or one or more specific student groups)

All students will have the opportunity to enroll in a dual enrollment course at Colusa High School.

Strategy/Activity

Implement dual enrollment course offerings at Colusa High School.

Proposed Expenditures for this Strategy/Activity

List the amount(s) and funding source(s) for the proposed expenditures. Specify the funding source(s) using one or more of the following: LCFF, Federal (if Federal identify the Title and Part, as applicable), Other State, and/or Local.

Amount(s)	Source(s)
0	

--	--

Strategy/Activity 2

Students to be Served by this Strategy/Activity

(Identify either All Students or one or more specific student groups)

All students will have access to increased course offerings at Colusa High School.

Strategy/Activity

Implement an online program to increase course offerings at Colusa High School.

Proposed Expenditures for this Strategy/Activity

List the amount(s) and funding source(s) for the proposed expenditures. Specify the funding source(s) using one or more of the following: LCFF, Federal (if Federal identify the Title and Part, as applicable), Other State, and/or Local.

Amount(s)

--

Source(s)

None Specified None Specified

Strategy/Activity 3

Students to be Served by this Strategy/Activity

(Identify either All Students or one or more specific student groups)

Strategy/Activity

Proposed Expenditures for this Strategy/Activity

List the amount(s) and funding source(s) for the proposed expenditures. Specify the funding source(s) using one or more of the following: LCFF, Federal (if Federal identify the Title and Part, as applicable), Other State, and/or Local.

0

--

Strategy/Activity 4

Students to be Served by this Strategy/Activity

(Identify either All Students or one or more specific student groups)

Strategy/Activity

Proposed Expenditures for this Strategy/Activity

List the amount(s) and funding source(s) for the proposed expenditures. Specify the funding source(s) using one or more of the following: LCFF, Federal (if Federal identify the Title and Part, as applicable), Other State, and/or Local.

0

--

Goals, Strategies, & Proposed Expenditures

Complete a copy of the following table for each of the school's goals. Duplicate the table as needed.

Goal Subject

Improve atmosphere in our school and improve communication between students and stakeholders.

LEA/LCAP Goal

Create safe, welcoming learning environments that support the social emotional development of all students and increase school connectedness among students and families.

Goal 3

Improve atmosphere in our school and improve communication between students and stakeholders.

Identified Need

Colusa High School strives to create a welcoming environment where all students are safe and eager to learn. We believe educating the 'whole' student is essential in creating a learning environment where all students can succeed.

Annual Measurable Outcomes

Metric/Indicator	Baseline/Actual Outcome	Expected Outcome
Student engagement	All students participate in an annual Student Climate Survey.	All students will have their social emotional and learning needs met.

Complete a copy of the Strategy/Activity table for each of the school's strategies/activities. Duplicate the table, including Proposed Expenditures, as needed.

Strategy/Activity 1

Students to be Served by this Strategy/Activity

(Identify either All Students or one or more specific student groups)

All Colusa High School students will participate in a Student Climate Survey during the 2020-21 school year.

Strategy/Activity

In collaboration with the School Site Council and Associated Student Body Executive Board members, a Student Climate Survey will be created and proctored during the 2020-21 school year. This survey will increase communication between students, parents, and other district stakeholders to meet student social emotional and learning needs.

Proposed Expenditures for this Strategy/Activity

List the amount(s) and funding source(s) for the proposed expenditures. Specify the funding source(s) using one or more of the following: LCFF, Federal (if Federal identify the Title and Part, as applicable), Other State, and/or Local.

Amount(s)

Source(s)

0

Strategy/Activity 2

Students to be Served by this Strategy/Activity

(Identify either All Students or one or more specific student groups)

All Colusa High School students will participate in a Student Climate Survey during the 2020-21 school year.

Strategy/Activity

School Site Council, English Language Advisory Committee, Curriculum Council, Associated Student Body, and other relevant organizations will evaluate the results of the Student Climate Survey.

Proposed Expenditures for this Strategy/Activity

List the amount(s) and funding source(s) for the proposed expenditures. Specify the funding source(s) using one or more of the following: LCFF, Federal (if Federal identify the Title and Part, as applicable), Other State, and/or Local.

Amount(s)

Source(s)

0

Strategy/Activity 3

Students to be Served by this Strategy/Activity

(Identify either All Students or one or more specific student groups)

Strategy/Activity

Proposed Expenditures for this Strategy/Activity

List the amount(s) and funding source(s) for the proposed expenditures. Specify the funding source(s) using one or more of the following: LCFF, Federal (if Federal identify the Title and Part, as applicable), Other State, and/or Local.

0

Strategy/Activity 4

Students to be Served by this Strategy/Activity

(Identify either All Students or one or more specific student groups)

Strategy/Activity

Proposed Expenditures for this Strategy/Activity

List the amount(s) and funding source(s) for the proposed expenditures. Specify the funding source(s) using one or more of the following: LCFF, Federal (if Federal identify the Title and Part, as applicable), Other State, and/or Local.

0	
---	--

Strategy/Activity 5

Students to be Served by this Strategy/Activity

(Identify either All Students or one or more specific student groups)

Strategy/Activity

Proposed Expenditures for this Strategy/Activity

List the amount(s) and funding source(s) for the proposed expenditures. Specify the funding source(s) using one or more of the following: LCFF, Federal (if Federal identify the Title and Part, as applicable), Other State, and/or Local.

0	
---	--

Goals, Strategies, & Proposed Expenditures

Complete a copy of the following table for each of the school's goals. Duplicate the table as needed.

Goal Subject

LEA/LCAP Goal

Goal 4

Identified Need

Annual Measurable Outcomes

Metric/Indicator	Baseline/Actual Outcome	Expected Outcome
------------------	-------------------------	------------------

Complete a copy of the Strategy/Activity table for each of the school's strategies/activities. Duplicate the table, including Proposed Expenditures, as needed.

Strategy/Activity 1

Students to be Served by this Strategy/Activity

(Identify either All Students or one or more specific student groups)

Strategy/Activity

Proposed Expenditures for this Strategy/Activity

List the amount(s) and funding source(s) for the proposed expenditures. Specify the funding source(s) using one or more of the following: LCFF, Federal (if Federal identify the Title and Part, as applicable), Other State, and/or Local.

0	
---	--

Goals, Strategies, & Proposed Expenditures

Complete a copy of the following table for each of the school's goals. Duplicate the table as needed.

Goal Subject

LEA/LCAP Goal

Goal 5

Identified Need

Annual Measurable Outcomes

Metric/Indicator	Baseline/Actual Outcome	Expected Outcome
------------------	-------------------------	------------------

Complete a copy of the Strategy/Activity table for each of the school's strategies/activities. Duplicate the table, including Proposed Expenditures, as needed.

Strategy/Activity 1

Students to be Served by this Strategy/Activity

(Identify either All Students or one or more specific student groups)

Strategy/Activity

Proposed Expenditures for this Strategy/Activity

List the amount(s) and funding source(s) for the proposed expenditures. Specify the funding source(s) using one or more of the following: LCFF, Federal (if Federal identify the Title and Part, as applicable), Other State, and/or Local.

0	
---	--

Budget Summary

Complete the table below. Schools may include additional information. Adjust the table as needed. The Budget Summary is required for schools funded through the ConApp, and/or that receive funds from the LEA for Comprehensive Support and Improvement (CSI).

Budget Summary

Description	Amount
Total Funds Provided to the School Through the Consolidated Application	\$
Total Federal Funds Provided to the School from the LEA for CSI	\$
Total Funds Budgeted for Strategies to Meet the Goals in the SPSA	\$0.00

Other Federal, State, and Local Funds

List the additional Federal programs that the school is including in the schoolwide program. Adjust the table as needed. If the school is not operating a Title I schoolwide program this section is not applicable and may be deleted.

Federal Programs	Allocation (\$)
------------------	-----------------

Subtotal of additional federal funds included for this school: \$

List the State and local programs that the school is including in the schoolwide program. Duplicate the table as needed.

State or Local Programs	Allocation (\$)
	\$0.00

Subtotal of state or local funds included for this school: \$0.00

Total of federal, state, and/or local funds for this school: \$0.00

Budgeted Funds and Expenditures in this Plan

The tables below are provided to help the school track expenditures as they relate to funds budgeted to the school.

Funds Budgeted to the School by Funding Source

Funding Source	Amount	Balance
None Specified		
None Specified		
None Specified		
None Specified		
None Specified		

Expenditures by Funding Source

Funding Source	Amount
	0.00

Expenditures by Budget Reference

Budget Reference	Amount
	0.00

Expenditures by Budget Reference and Funding Source

Budget Reference	Funding Source	Amount
		0.00

Expenditures by Goal

Goal Number	Total Expenditures
Goal 1	0.00
Goal 2	0.00
Goal 3	0.00
Goal 4	0.00
Goal 5	0.00

School Site Council Membership

California Education Code describes the required composition of the School Site Council (SSC). The SSC shall be composed of the principal and representatives of: teachers selected by teachers at the school; other school personnel selected by other school personnel at the school; parents of pupils attending the school selected by such parents; and, in secondary schools, pupils selected by pupils attending the school. The current make-up of the SSC is as follows:

- 1 School Principal
- 2 Classroom Teachers
- 2 Other School Staff
- 5 Parent or Community Members
- 2 Secondary Students

Name of Members	Role
Josh Mason	Principal
Casey Johnson	Other School Staff
Joe Williamson	Classroom Teacher
Kelsey Watt	Classroom Teacher
Lorie Meyers	Other School Staff
Kristen Amsden	Parent or Community Member
Christian Reyna	Secondary Student
Grace Meek	Secondary Student
Amy Schmidt	Parent or Community Member
Erin Kalfsbeek	Parent or Community Member
Lisa Koregelos	Parent or Community Member
Gretchen Carrere	Parent or Community Member

At elementary schools, the school site council must be constituted to ensure parity between (a) the principal, classroom teachers, and other school personnel, and (b) parents of students attending the school or other community members. Classroom teachers must comprise a majority of persons represented under section (a). At secondary schools there must be, in addition, equal numbers of parents or other community members selected by parents, and students. Members must be selected by their peer group.

Recommendations and Assurances

The School Site Council (SSC) recommends this school plan and proposed expenditures to the district governing board for approval and assures the board of the following:

The SSC is correctly constituted and was formed in accordance with district governing board policy and state law.

The SSC reviewed its responsibilities under state law and district governing board policies, including those board policies relating to material changes in the School Plan for Student Achievement (SPSA) requiring board approval.

The SSC sought and considered all recommendations from the following groups or committees before adopting this plan:

Signature

Committee or Advisory Group Name

Lupe Espindola

English Learner Advisory Committee

The SSC reviewed the content requirements for school plans of programs included in this SPSA and believes all such content requirements have been met, including those found in district governing board policies and in the local educational agency plan.

This SPSA is based on a thorough analysis of student academic performance. The actions proposed herein form a sound, comprehensive, coordinated plan to reach stated school goals to improve student academic performance.

This SPSA was adopted by the SSC at a public meeting on 5/20/2019.

Attested:

Josh Mason

Principal, Josh Mason on 5/20/20

Lorie Meyers

SSC Chairperson, Lorie Meyers on 5/20/20

Instructions

The School Plan for Student Achievement (SPSA) is a strategic plan that maximizes the resources available to the school while minimizing duplication of effort with the ultimate goal of increasing student achievement. SPSA development should be aligned with and inform the Local Control and Accountability Plan process.

The SPSA consolidates all school-level planning efforts into one plan for programs funded through the consolidated application (ConApp), and for federal school improvement programs, including schoolwide programs, Comprehensive Support and Improvement (CSI), Targeted Support and Improvement (TSI), and Additional Targeted Support and Improvement (ATSI), pursuant to California Education Code (EC) Section 64001 and the Elementary and Secondary Education Act as amended by the Every Student Succeeds Act (ESSA). This template is designed to meet schoolwide program planning requirements. It also notes how to meet CSI, TSI, or ATSI requirements, as applicable.

California's ESSA State Plan supports the state's approach to improving student group performance through the utilization of federal resources. Schools use the SPSA to document their approach to maximizing the impact of federal investments in support of underserved students. The implementation of ESSA in California presents an opportunity for schools to innovate with their federally-funded programs and align them with the priority goals of the school and the LEA that are being realized under the state's Local Control Funding Formula (LCFF).

The LCFF provides schools and LEAs flexibility to design programs and provide services that meet the needs of students in order to achieve readiness for college, career, and lifelong learning. The SPSA planning process supports continuous cycles of action, reflection, and improvement. Consistent with EC 65001, the Schoolsite Council (SSC) is required to develop and annually review the SPSA, establish an annual budget, and make modifications to the plan that reflect changing needs and priorities, as applicable.

For questions related to specific sections of the template, please see instructions below:

Instructions: Linked Table of Contents

The SPSA template meets the requirements of schoolwide planning (SWP). Each section also contains a notation of how to meet CSI, TSI, or ATSI requirements.

[Stakeholder Involvement](#)

[Goals, Strategies, & Proposed Expenditures](#)

[Planned Strategies/Activities](#)

[Annual Review and Update](#)

[Budget Summary](#)

[Appendix A: Plan Requirements for Title I Schoolwide Programs](#)

[Appendix B: Plan Requirements for Schools to Meet Federal School Improvement Planning Requirements](#)

[Appendix C: Select State and Federal Programs](#)

For additional questions or technical assistance related to LEA and school planning, please contact the Local Agency Systems Support Office, at LCFF@cde.ca.gov.

For programmatic or policy questions regarding Title I schoolwide planning, please contact the local educational agency, or the CDE's Title I Policy and Program Guidance Office at TITLEI@cde.ca.gov.

For questions or technical assistance related to meeting federal school improvement planning requirements (for CSI, TSI, and ATSI), please contact the CDE's School Improvement and Support Office at SISO@cde.ca.gov.

Purpose and Description

Schools identified for Comprehensive Support and Improvement (CSI), Targeted Support and Improvement (TSI), or Additional Targeted Support and Improvement (ATSI) must respond to the following prompts. A school that has not been identified for CSI, TSI, or ATSI may delete the Purpose and Description prompts.

Purpose

Briefly describe the purpose of this plan by selecting from Schoolwide Program, Comprehensive Support and Improvement, Targeted Support and Improvement, or Additional Targeted Support and Improvement)

Description

Briefly describe the school's plan for effectively meeting ESSA requirements in alignment with the Local Control and Accountability Plan and other federal, state, and local programs.

Stakeholder Involvement

Meaningful involvement of parents, students, and other stakeholders is critical to the development of the SPSA and the budget process. Schools must share the SPSA with school site-level advisory groups, as applicable (e.g., English Learner Advisory committee, student advisory groups, tribes and tribal organizations present in the community, as appropriate, etc.) and seek input from these advisory groups in the development of the SPSA.

The Stakeholder Engagement process is an ongoing, annual process. Describe the process used to involve advisory committees, parents, students, school faculty and staff, and the community in the development of the SPSA and the annual review and update.

[This section meets the requirements for TSI and ATSI.]

[When completing this section for CSI, the LEA shall partner with the school in the development and implementation of this plan.]

Resource Inequities

Schools eligible for CSI or ATSI must identify resource inequities, which may include a review of LEA- and school-level budgeting as a part of the required needs assessment. Identified resource inequities must be addressed through implementation of the CSI or ATSI plan. Briefly identify and describe any resource inequities identified as a result of the required needs assessment and summarize how the identified resource inequities are addressed in the SPSA.

[This section meets the requirements for CSI and ATSI. If the school is not identified for CSI or ATSI this section is not applicable and may be deleted.]

Goals, Strategies, Expenditures, & Annual Review

In this section a school provides a description of the annual goals to be achieved by the school. This section also includes descriptions of the specific planned strategies/activities a school will take to meet the identified goals, and a description of the expenditures required to implement the specific strategies and activities.

Goal

State the goal. A goal is a broad statement that describes the desired result to which all strategies/activities are directed. A goal answers the question: What is the school seeking to achieve?

It can be helpful to use a framework for writing goals such as the S.M.A.R.T. approach. A S.M.A.R.T. goal is one that is **S**pecific, **M**easurable, **A**chievable, **R**ealistic, and **T**ime-bound. A level of specificity is needed in order to measure performance relative to the goal as well as to assess whether it is reasonably achievable. Including time constraints, such as milestone dates, ensures a realistic approach that supports student success.

A school may number the goals using the “Goal #” for ease of reference.

[When completing this section for CSI, TSI, and ATSI, improvement goals shall align to the goals, actions, and services in the LEA LCAP.]

Identified Need

Describe the basis for establishing the goal. The goal should be based upon an analysis of verifiable state data, including local and state indicator data from the California School Dashboard (Dashboard) and data from the School Accountability Report Card, including local data voluntarily collected by districts to measure pupil achievement.

[Completing this section fully addresses all relevant federal planning requirements]

Annual Measurable Outcomes

Identify the metric(s) and/or state indicator(s) that the school will use as a means of evaluating progress toward accomplishing the goal. A school may identify metrics for specific student groups. Include in the baseline column the most recent data associated with the metric or indicator available at the time of adoption of the SPSA. The most recent data associated with a metric or indicator includes data reported in the annual update of the SPSA. In the subsequent Expected Outcome column, identify the progress the school intends to make in the coming year.

[When completing this section for CSI the school must include school-level metrics related to the metrics that led to the school’s identification.]

[When completing this section for TSI/ATSI the school must include metrics related to the specific student group(s) that led to the school’s identification.]

Strategies/Activities

Describe the strategies and activities being provided to meet the described goal. A school may number the strategy/activity using the “Strategy/Activity #” for ease of reference.

Planned strategies/activities address the findings of the needs assessment consistent with state priorities and resource inequities, which may have been identified through a review of the local educational agency’s budgeting, its local control and accountability plan, and school-level budgeting, if applicable.

[When completing this section for CSI, TSI, and ATSI, this plan shall include evidence-based interventions and align to the goals, actions, and services in the LEA LCAP.]

[When completing this section for CSI and ATSI, this plan shall address through implementation, identified resource inequities, which may have been identified through a review of LEA- and school-level budgeting.]

Students to be Served by this Strategy/Activity

Indicate in this box which students will benefit from the strategies/activities by indicating “All Students” or listing one or more specific student group(s) to be served.

[This section meets the requirements for CSI.]

[When completing this section for TSI and ATSI, at a minimum, the student groups to be served shall include the student groups that are consistently underperforming, for which the school received the TSI or ATSI designation. For TSI, a school may focus on all students or the student group(s) that led to identification based on the evidence-based interventions selected.]

Proposed Expenditures for this Strategy/Activity

For each strategy/activity, list the amount(s) and funding source(s) for the proposed expenditures for the school year to implement these strategies/activities. Specify the funding source(s) using one or more of the following: LCFF, Federal (if Federal, identify the Title and Part, as applicable), Other State, and/or Local.

Proposed expenditures that are included more than once in a SPSA should be indicated as a duplicated expenditure and include a reference to the goal and strategy/activity where the expenditure first appears in the SPSA. Pursuant to Education Code, Section 64001(g)(3)(C), proposed expenditures, based on the projected resource allocation from the governing board or governing body of the LEA, to address the findings of the needs assessment consistent with the state priorities including identifying resource inequities which may include a review of the LEA’s budgeting, its LCAP, and school-level budgeting, if applicable.

[This section meets the requirements for CSI, TSI, and ATSI.]

[NOTE: Federal funds for CSI shall not be used in schools identified for TSI or ATSI. In addition, funds for CSI shall not be used to hire additional permanent staff.]

Annual Review

In the following Analysis prompts, identify any material differences between what was planned and what actually occurred as well as significant changes in strategies/activities and/ or expenditures from the prior year. This annual review and analysis should be the basis for decision-making and updates to the plan.

Analysis

Using actual outcome data, including state indicator data from the Dashboard, analyze whether the planned strategies/activities were effective in achieving the goal. Respond to the prompts as instructed. Respond to the following prompts relative to this goal. If the school is in the first year of implementing the goal the Annual Review section is not required and this section may be deleted.

- Describe the overall implementation of the strategies/activities and the overall effectiveness of the strategies/activities to achieve the articulated goal.
- Briefly describe any major differences between either/or the intended implementation or the budgeted expenditures to implement the strategies/activities to meet the articulated goal.
- Describe any changes that will be made to the goal, expected annual measurable outcomes, metrics/indicators, or strategies/activities to achieve this goal as a result of this analysis and analysis of the data provided in the Dashboard, as applicable. Identify where those changes can be found in the SPSA.

[When completing this section for CSI, TSI, or ATSI, any changes made to the goals, annual measurable outcomes, metrics/indicators, or strategies/activities, shall meet the CSI, TSI, or ATSI planning requirements. CSI, TSI, and ATSI planning requirements are listed under each section of the Instructions. For example, as a result of the Annual Review and Update, if changes are made to a goal(s), see the Goal section for CSI, TSI, and ATSI planning requirements.]

Budget Summary

In this section a school provides a brief summary of the funding allocated to the school through the ConApp and/or other funding sources as well as the total amount of funds for proposed expenditures described in the SPSA. The Budget Summary is required for schools funded through the ConApp and that receive federal funds for CSI. If the school is not operating a Title I schoolwide program this section is not applicable and may be deleted.

From its total allocation for CSI, the LEA may distribute funds across its schools that meet the criteria for CSI to support implementation of this plan. In addition, the LEA may retain a portion of its total allocation to support LEA-level expenditures that are directly related to serving schools eligible for CSI.

Budget Summary

A school receiving funds allocated through the ConApp should complete the Budget Summary as follows:

- Total Funds Provided to the School Through the Consolidated Application: This amount is the total amount of funding provided to the school through the ConApp for the school year. The school year means the fiscal year for which a SPSA is adopted or updated.
- Total Funds Budgeted for Strategies to Meet the Goals in the SPSA: This amount is the total of the proposed expenditures from all sources of funds associated with the strategies/activities reflected in the SPSA. To the extent strategies/activities and/or proposed expenditures are listed in the SPSA under more than one goal, the expenditures should be counted only once.

A school receiving federal funds for CSI should complete the Budget Summary as follows:

- Total Federal Funds Provided to the School from the LEA for CSI: This amount is the total amount of funding provided to the school from the LEA.

[NOTE: Federal funds for CSI shall not be used in schools eligible for TSI or ATSI. In addition, funds for CSI shall not be used to hire additional permanent staff.]

Appendix A: Plan Requirements

Schoolwide Program Requirements

This School Plan for Student Achievement (SPSA) template meets the requirements of a schoolwide program plan. The requirements below are for planning reference.

A school that operates a schoolwide program and receives funds allocated through the ConApp is required to develop a SPSA. The SPSA, including proposed expenditures of funds allocated to the school through the ConApp, must be reviewed annually and updated by the SSC. The content of a SPSA must be aligned with school goals for improving student achievement.

Requirements for Development of the Plan

- I. The development of the SPSA shall include both of the following actions:
 - A. Administration of a comprehensive needs assessment that forms the basis of the school's goals contained in the SPSA.
 1. The comprehensive needs assessment of the entire school shall:
 - a. Include an analysis of verifiable state data, consistent with all state priorities as noted in Sections 52060 and 52066, and informed by all indicators described in Section 1111(c)(4)(B) of the federal Every Student Succeeds Act, including pupil performance against state-determined long-term goals. The school may include data voluntarily developed by districts to measure pupil outcomes (described in the Identified Need); and
 - b. Be based on academic achievement information about all students in the school, including all groups under §200.13(b)(7) and migratory children as defined in section 1309(2) of the ESEA, relative to the State's academic standards under §200.1 to—
 - i. Help the school understand the subjects and skills for which teaching and learning need to be improved; and
 - ii. Identify the specific academic needs of students and groups of students who are not yet achieving the State's academic standards; and
 - iii. Assess the needs of the school relative to each of the components of the schoolwide program under §200.28.
 - iv. Develop the comprehensive needs assessment with the participation of individuals who will carry out the schoolwide program plan.
 - v. Document how it conducted the needs assessment, the results it obtained, and the conclusions it drew from those results.
 - B. Identification of the process for evaluating and monitoring the implementation of the SPSA and progress towards accomplishing the goals set forth in the SPSA (described in the Expected Annual Measurable Outcomes and Annual Review and Update).

Requirements for the Plan

- II. The SPSA shall include the following:
 - A. Goals set to improve pupil outcomes, including addressing the needs of student groups as identified through the needs assessment.

- B. Evidence-based strategies, actions, or services (described in Strategies and Activities)
1. A description of the strategies that the school will be implementing to address school needs, including a description of how such strategies will--
 - a. provide opportunities for all children including each of the subgroups of students to meet the challenging state academic standards
 - b. use methods and instructional strategies that:
 - i. strengthen the academic program in the school,
 - ii. increase the amount and quality of learning time, and
 - iii. provide an enriched and accelerated curriculum, which may include programs, activities, and courses necessary to provide a well-rounded education.
 - c. Address the needs of all children in the school, but particularly the needs of those at risk of not meeting the challenging State academic standards, so that all students demonstrate at least proficiency on the State's academic standards through activities which may include:
 - i. strategies to improve students' skills outside the academic subject areas;
 - ii. preparation for and awareness of opportunities for postsecondary education and the workforce;
 - iii. implementation of a schoolwide tiered model to prevent and address problem behavior;
 - iv. professional development and other activities for teachers, paraprofessionals, and other school personnel to improve instruction and use of data; and
 - v. strategies for assisting preschool children in the transition from early childhood education programs to local elementary school programs.
- C. Proposed expenditures, based on the projected resource allocation from the governing board or body of the local educational agency (may include funds allocated via the ConApp, federal funds for CSI, any other state or local funds allocated to the school), to address the findings of the needs assessment consistent with the state priorities, including identifying resource inequities, which may include a review of the LEAs budgeting, it's LCAP, and school-level budgeting, if applicable (described in Proposed Expenditures and Budget Summary). Employees of the schoolwide program may be deemed funded by a single cost objective.
- D. A description of how the school will determine if school needs have been met (described in the Expected Annual Measurable Outcomes and the Annual Review and Update).
1. Annually evaluate the implementation of, and results achieved by, the schoolwide program, using data from the State's annual assessments and other indicators of academic achievement;
 2. Determine whether the schoolwide program has been effective in increasing the achievement of students in meeting the State's academic standards, particularly for those students who had been furthest from achieving the standards; and
 3. Revise the plan, as necessary, based on the results of the evaluation, to ensure continuous improvement of students in the schoolwide program.

- E. A description of how the school will ensure parental involvement in the planning, review, and improvement of the schoolwide program plan (described in Stakeholder Involvement and/or Strategies/Activities).
- F. A description of the activities the school will include to ensure that students who experience difficulty attaining proficient or advanced levels of academic achievement standards will be provided with effective, timely additional support, including measures to
 - 1. Ensure that those students' difficulties are identified on a timely basis; and
 - 2. Provide sufficient information on which to base effective assistance to those students.
- G. For an elementary school, a description of how the school will assist preschool students in the successful transition from early childhood programs to the school.
- H. A description of how the school will use resources to carry out these components (described in the Proposed Expenditures for Strategies/Activities).
- I. A description of any other activities and objectives as established by the SSC (described in the Strategies/Activities).

Authority Cited: S Title 34 of the Code of Federal Regulations (34 CFR), sections 200.25-26, and 200.29, and sections-1114(b)(7)(A)(i)-(iii) and 1118(b) of the ESEA. EC sections 6400 et. seq.

Appendix B:

Plan Requirements for School to Meet Federal School Improvement Planning Requirements

For questions or technical assistance related to meeting Federal School Improvement Planning Requirements, please contact the CDE's School Improvement and Support Office at SISO@cde.ca.gov.

Comprehensive Support and Improvement

The LEA shall partner with stakeholders (including principals and other school leaders, teachers, and parents) to locally develop and implement the CSI plan for the school to improve student outcomes, and specifically address the metrics that led to eligibility for CSI (Stakeholder Involvement).

The CSI plan shall:

1. Be informed by all state indicators, including student performance against state-determined long-term goals (Goal, Identified Need, Expected Annual Measurable Outcomes, Annual Review and Update, as applicable);
2. Include evidence-based interventions (Strategies/Activities, Annual Review and Update, as applicable) (For resources related to evidence-based interventions, see the U.S. Department of Education's "Using Evidence to Strengthen Education Investments" at <https://www2.ed.gov/policy/elsec/leg/essa/guidanceuseseseinvestment.pdf>);
3. Be based on a school-level needs assessment (Goal, Identified Need, Expected Annual Measurable Outcomes, Annual Review and Update, as applicable); and
4. Identify resource inequities, which may include a review of LEA- and school-level budgeting, to be addressed through implementation of the CSI plan (Goal, Identified Need, Expected Annual Measurable Outcomes, Planned Strategies/Activities; and Annual Review and Update, as applicable).

Authority Cited: Sections 1003(e)(1)(A), 1003(i), 1111(c)(4)(B), and 1111(d)(1) of the ESSA.

Targeted Support and Improvement

In partnership with stakeholders (including principals and other school leaders, teachers, and parents) the school shall develop and implement a school-level TSI plan to improve student outcomes for each subgroup of students that was the subject of identification (Stakeholder Involvement).

The TSI plan shall:

1. Be informed by all state indicators, including student performance against state-determined long-term goals (Goal, Identified Need, Expected Annual Measurable Outcomes, Annual Review and Update, as applicable); and
2. Include evidence-based interventions (Planned Strategies/Activities, Annual Review and Update, as applicable). (For resources related to evidence-based interventions, see the U.S. Department of Education's "Using Evidence to Strengthen Education Investments" <https://www2.ed.gov/policy/elsec/leg/essa/guidanceuseseseinvestment.pdf>.)

Authority Cited: Sections 1003(e)(1)(B), 1003(i), 1111(c)(4)(B) and 1111(d)(2) of the ESSA.

Additional Targeted Support and Improvement

A school identified for ATSI shall:

1. Identify resource inequities, which may include a review of LEA- and school-level budgeting, which will be addressed through implementation of its TSI plan (Goal, Identified Need, Expected Annual Measurable Outcomes, Planned Strategies/Activities, and Annual Review and Update, as applicable).

Authority Cited: Sections 1003(e)(1)(B), 1003(i), 1111(c)(4)(B), and 1111(d)(2)(c) of the ESSA.

Single School Districts and Charter Schools Identified for School Improvement

Single school districts (SSDs) or charter schools that are identified for CSI, TSI, or ATSI, shall develop a SPSA that addresses the applicable requirements above as a condition of receiving funds (EC Section 64001[a] as amended by Assembly Bill [AB] 716, effective January 1, 2019).

However, a SSD or a charter school may streamline the process by combining state and federal requirements into one document which may include the local control and accountability plan (LCAP) and all federal planning requirements, provided that the combined plan is able to demonstrate that the legal requirements for each of the plans is met (EC Section 52062[a] as amended by AB 716, effective January 1, 2019).

Planning requirements for single school districts and charter schools choosing to exercise this option are available in the LCAP Instructions.

Authority Cited: EC sections 52062(a) and 64001(a), both as amended by AB 716, effective January 1, 2019.

Appendix C: Select State and Federal Programs

For a list of active programs, please see the following links:

Programs included on the Consolidated Application: <https://www.cde.ca.gov/fg/aa/co/>

ESSA Title I, Part A: School Improvement: <https://www.cde.ca.gov/sp/sw/t1/schoolsupport.asp>

Available Funding: <https://www.cde.ca.gov/fg/fo/af/>

Developed by the California Department of Education, January 2019